

part of the group
bulmor

bulmor
strong sideloader solutions

DIESEL - SIDELOADER

with unique construction



STRONG.

up to **25 TONS**
lifting capacity

EFFICIENT.

High productivity
and easy maintenance

INTELLIGENT.

Heavy Line with
MY BULMOR
fleetmanagement tool

A tradition of innovation and reliability.

 Tailor-made design and production



Machinery Tradition since 1879

Long-load
transport

Founded as Schöberl & Söhne Motoren- und Maschinenfabrik, the company specialised in the development and production of JUMBO sideloaders from the 1980s onwards, thus creating an iconic product. This significant step was followed by many more on the path to market leadership in this segment.

Typical BULMOR

However, the company did not just develop internally but integrated the technology of the industry pioneers IRION, LANCER and SHS into its skillset. In this way, BULMOR developed its strengths into clear competitive advantages for customers and users.

- ROBUST
- EFFICIENT
- SAFE
- ECONOMICAL



www.bulmor.com

Home of the BULLS



Typical BULMOR: ROBUST . EFFICIENT . SAFE . ECONOMICAL

As with any vehicle, the drive concept and chassis determine the active driving characteristics.



Unique construction for extreme stability.

BENEFIT FROM OUR STRONG AND EFFICIENT VEHICLES.



Diesel Sideloader | Maximum productivity of internal flows of goods

Diesel Sideloader with **NOTOX-frame**

Smart solutions for strong operations.

This Bulmor sideloader category fast and comfortably lifts loads of any sort weighing up to 25 tons.

High availability and **excellent durability** are characteristic for these machines.

The exceptionally resilient lift mast, the inwards moved right front wheel, which allows for **outstanding agility** also while **maximum steering angle**, as well as the highly comfortable cabin form the basis for exceptional operations.



Easy maintenance

due to particularly maintenance friendly construction with easily accessible maintenance flaps.



Safe load handling

due to massive bulmor hoist and cab-side tilt cylinder.



Comfortable driving

ergonomic driver's cabin in premium line with a lot of comfortable features.



Info terminal

State-of-the-art computer technology allows easy reading of driver and customer service information.



Modular mounting options Optional extensions such as load bumper plates, steps, fire extinguishers or toolboxes can be readily fitted.



This makes a BULMOR STRONG:

- Robust chassis with **heart-piece design**
- Especially designed for **handling heavy and bulky material**
- **Tilting cylinders** on cabin site
- Mast push-out by **crossed hydraulic cylinders**

Stage V
internal
warehouse
use

	Classic Line	Classic Line	Classic Line	Premium Line
Diesel Sideloader	DQnr 50	DQrc 50 // DQrc 60	DQr 60 // 70 // 80	DQ 60 // 70 // 80
engine / power in kW (PS)	55,4 (75) - EU Stage V international warehouse use: Yes	55,4 (75) - EU Stage V international warehouse use: Yes	74,4 (100) - EU Stage V international warehouse use: Yes	74,4 (100) - EU Stage V international warehouse use: Yes
Lifting capacity	up to 5 tons	up to 5 // 6 tons	up to 6 // 7 // 8 tons	up to 6 // 7 // 8 tons
Lifting height	up to 8000 mm	up to 8000 mm	up to 8000 mm	up to 8000 mm
Overall dimension (L x B x H)	4500 x 2230 (2030) x 2610	4610 x 2200 (2000) x 2790 // 4760 x 2260 (2060) x 2790	4950 x 2000 - 3000 x 2790 // 4950 x 2080 - 3060 x 2790 // 4950 x 2100 - 3080 x 2790	4950 x 2200 (2000) x 2790 // 4950 x 2260 (2080) x 2790 // 4950 x 2280 (2100) x 2790
Turning radius (Wa/Wi)	4370 (4250) / 600	4460 (4340) / 800 // 4650 (4530) / 800	4600 /4490) / 700 // 4640 (4530) / 700 // 4650 (4540) / 700	4600 (4490) / 700 // 4640 (4530) / 700 // 4650 (4540) / 700
Well width	1500	1350 / 1500	1500	1500
Platform width	1200 / 1400 / 1600	1200 / 1400 / 1600	1200 - 2200	1200 - 2200
Platform height	850	1030	1030	1030
Battery	12V / 75 Ah	12V / 75 Ah	12V / 150 Ah	12V / 150 Ah
Mast types	Duplex / Triplex / Freelift	Duplex / Triplex / Freelift	Duplex / Triplex / Freelift	Duplex / Triplex / Freelift
Technology	<ul style="list-style-type: none"> Conventional hydraulics and electrics Hydraulic end-position damping 	<ul style="list-style-type: none"> Conventional hydraulics and electrics Hydraulic end-position damping 	<ul style="list-style-type: none"> Conventional hydraulics and electrics Hydraulic end-position damping 	<ul style="list-style-type: none"> Load Sensing System Electronic end-position damping CAN Technology
Cabine	 <p>Classic cabin Standard cabin with 780 mm width (optional: 980mm), tinted slices and sliding window</p> <ul style="list-style-type: none"> large Skylight with hinged protective grid Standarddisplay Heating Suspended seat Sliding window on load side BeGe health seat with seat belt 	<p>Classic cabin Standard cabin with 780 mm width (optional: 980mm), tinted slices and sliding window</p> <ul style="list-style-type: none"> large Skylight with hinged protective grid Standarddisplay Heating Suspended seat Sliding window on load side BeGe health seat with seat belt 	<p>Classic cabin Standard cabin with 780 mm width (optional: 980mm), tinted slices and sliding window</p> <ul style="list-style-type: none"> large Skylight with hinged protective grid Standarddisplay Heating Suspended seat Sliding window on load side BeGe health seat with seat belt 	 <p>Premium Cabine Vibration-damped comfort cabin with 780 mm width (optional: 980mm),</p> <ul style="list-style-type: none"> tinted slices and sliding window large Skylight with hinged protective grid BeGe health seat with seat belt Ergonomic armrest Multifunction display
Options	Can be customized with standard options	Can be customized with standard options	Can be customized with standard options	<p>Comprehensive option catalog:</p> <ul style="list-style-type: none"> Automatic dipped beam control Backup camera Automatic back-up alarm Easy Key



8-25 t




DIESEL

- DQn 80 - 100
- DQ 100 - 120
- DQ 130 - 150
- DQ 160 - 180
- DQs 200 - 250

Diesel Sideloader Heavy Line up to 25T

**Robust Bulmor design
guarantees highest stability.**


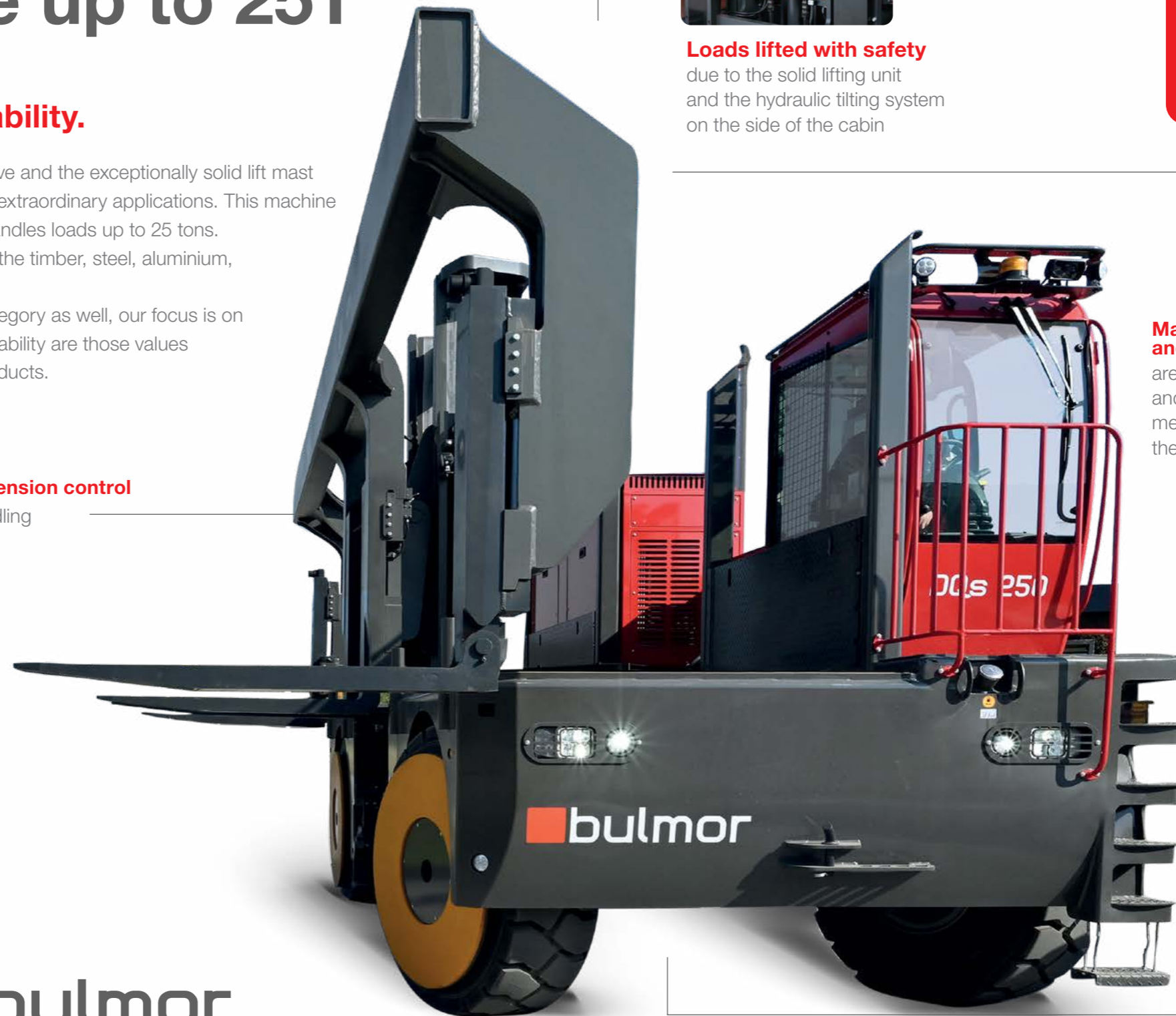
The big wheels, the high-performance drive and the exceptionally solid lift mast ensure power reserves when it comes to extraordinary applications. This machine category easily, comfortably and safely handles loads up to 25 tons. Main fields of application here as well are the timber, steel, aluminium, plastics or the metal working industry. As a matter of course, in this machine category as well, our focus is on highest standards. Safety, quality and durability are those values which bring about the reliability of our products.



Electronic extension control
for smooth handling




mybulmor
FLEET MANAGEMENT



Loads lifted with safety
due to the solid lifting unit
and the hydraulic tilting system
on the side of the cabin

Experts in
strong material
transport

**Massive mast
and attachments**
are manufactured in-house
and oversized in order to
meet the requirements of
the toughest operational conditions.





Designed for heavy loading
due to its solid steering axle

Bilder: tw. Symbolfotos.

Stage V

internal warehouse use

	Premium Line	Premium Line	Premium Line	Premium Line	Premium Line
HEAVY LINE Sideloader	DQn 80 // 100	DQ 100 // 120	DQ 130 // DQ 150	DQ 160 // 180	DQs 200 // 250
Engine / power in kW (PS)	100 (136) - EU Stage V internal warehouse use: Yes	129 (175) - EU Stage V internal warehouse use: Yes	129 (175) - EU Stage V internal warehouse use: Yes	186 (253) - EU Stage V internal warehouse use: Yes	225 (306) - EU Stage V internal warehouse use: Yes
Lifting capacity	up to 8 // 10 tons	up to 10 // 12 tons	up to 13 // 15 tons	up to 16 // 18 tons	up to 20 // 25 tons
Lifting height	up to 8000 mm	up to 8000 mm	up to 8000 mm	up to 8000 mm	up to 8000 mm
Overall dimension (L x B x H)	5690 x 2300 (2500) x 3150	6250 x 2300 (2500) x 3300	6650 x 2600 (2800) x 3550	7040 x 2600 (2800) x 3600	7000 x 2900 (3100) x 3700
Turning radius (Wa/Wi)	5280 (5400) / 830	5700 (5820) / 1030	6090 (6210) / 970	6880 (7010) / 1910	7620 (7750) / 2110
Well width	1600	1800	1800	1800	2000
Platform width	1400 / 1600	1400 / 1600	1600 / 1800	1600 - 1800	1800 - 2000
Platform height	1260	1380	1530	1650	1680
Battery	12V / 150 Ah	24V / 180 Ah	24V / 180 Ah	24V / 135 Ah	24V / 180 Ah
Mast types	Duplex / Triplex / Freelift	Duplex / Triplex / Freelift	Duplex / Triplex / Freelift	Duplex / Triplex / Freelift	Duplex / Triplex / Freelift
Technology	Load Sensing System	Load Sensing System	Load Sensing System	Load Sensing System	Load Sensing System
	Electronic end-position damping	Electronic end-position damping	Electronic end-position damping	Electronic end-position damping	Electronic end-position damping
	CAN Technology	CAN Technology	CAN Technology	CAN Technology	CAN Technology
Cabin			<p>Premium Cabin modern, vibration-damped comfort cabin with Komfortkabine mit 880 mm width, tinted slices and sliding window</p> <ul style="list-style-type: none"> • large Skylight with hinged protective grid • standard display • heating • suspended seat • sliding window on load side • BeGe health seat with seat belt 		
Options	Can be customized with extensive options	Can be customized with extensive options	Can be customized with extensive options	Can be customized with extensive options	Can be customized with extensive options

A BULMOR for every application

Timber, steel, aluminium, tubes etc. - our machines master all kinds of operations in most diverse industries.



Glued laminated timber, profiles, pipes, steel – our machines handle any long and heavy material.





Individually
depending on operating conditions
designed and produced.



Timber, steel, aluminium, tubes etc. -
our machines master all kinds of opera-
tions in most diverse industries.

Typical BULMOR - more than others.

The machines in the BULMOR fleet stand for power and robustness, as well as efficiency and safety.

Every machine is created using the experience and genes of more than 45 years of experience in the field of forklift construction. With this strength, coupled with today's modern technical know-how, **we build smart solutions for strong operations.**

Bulmor industries GmbH
Kickenau 1
A-4320 Perg

t +43 7262 58397-0
e info@bulmor.com
www.bulmor.com

Bulmor Lancer Ltd.
Chartmoor Road
Leighton Buzzard
UK-LU7 4GW Beds

t +44 1525 378 000
e info@bulmor.com
www.bulmor-lancer.com

Votex Bison
Material Handling B.V.
Croy 30
NL-5653 LD Eindhoven

t +31 40 2263 219
e info@votex-bison.com
www.votex-bison.com

Bulmor Sonderfahrzeuge GmbH
MKF Kompaktstapler & Sonderfahrzeuge
August-Horch-Straße 43
D-56751 Polch

t +49 2654 881322
e info@mkf-kompaktstapler.de
www.mkf-kompaktstapler.de

www.bulmor.com